

October 2024



FFF -CSE

Corporate Presentation

Forward Looking Statements



This presentation contains certain “forward looking statements.” All statements, other than statements of historical fact, that address activities, events or developments that 55 North Mining Inc. (“55 North”) believes, expects or anticipates will or may occur in the future are forward-looking statements. Forward-looking statements are often, but not always, identified by the use of the words such as “seek,” “anticipate,” “believe,” “plan,” “estimate,” “expect,” and “intend” and statements that an event or result “may,” “will,” “can,” “should,” “could,” or “might” occur or be achieved and other similar expressions.

These forward-looking statements reflect the current internal projections, expectations or beliefs of 55 North based on information currently available to 55 North. Forward-looking statements are subject to a number of risks and uncertainties that may cause the actual results of 55 North to differ materially from those discussed in the forward-looking statements, and even if such actual results are realized or substantially realized, there can be no assurance that they will have the expected consequences to, or effects on 55 North. 55 North expressly disclaims any obligation to update or revise any such forward-looking statements.

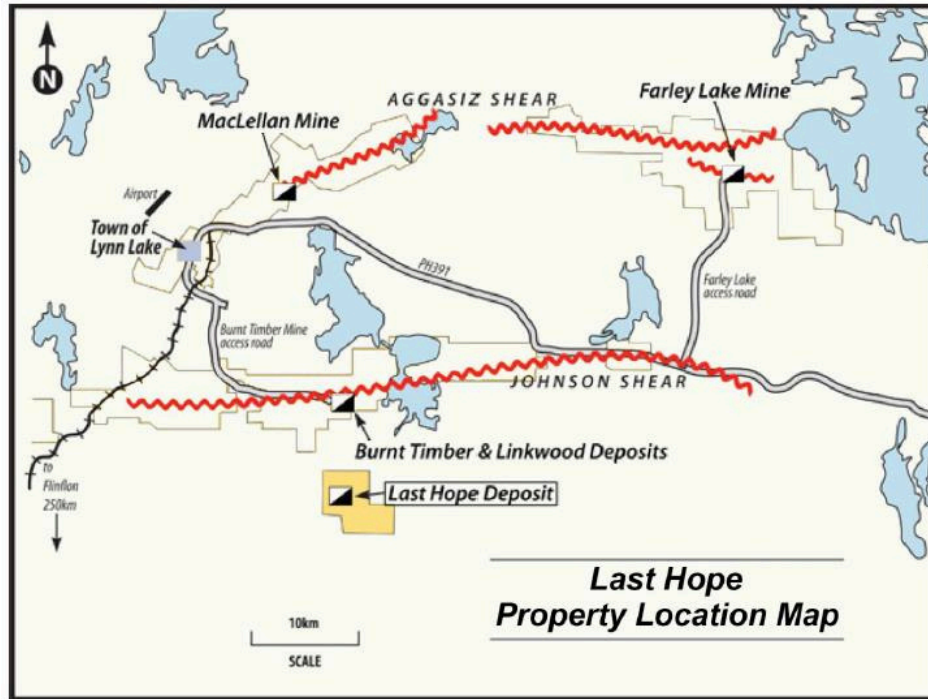
Technical information has been prepared in accordance with the Canadian regulatory requirement set out in National Instrument 43-101 and reviewed on behalf of the company by Peter Karelse P.Geo. who is a qualified person.

Investment Highlights



- High Grade Gold Resource:
 - 273,000 ounces Au Inferred grading 5.48 g/t.
 - 71,000 ounces Au Indicated grading 5.41 g/t.
- Exploration Upside:
 - Open down plunge and along strike to the SE.
- 25 km south of Alamos Gold's Lynn Lake Gold Project, which is currently permitted:
 - Potential for: a) toll milling, or b) as a satellite deposit
- Safe and Mining-Friendly Jurisdiction/Good Infrastructure:
 - Lynn Lake gold mining camp in northern Manitoba has good infrastructure: low cost hydroelectric power, connections to an extensive road and rail network, jet aircraft capable airport with 5,000 ft. paved runway, abundant water sources.
 - Signed Impact Benefit Agreement with Marcel Colomb First Nation Band.
- Management Experience and Expertise in the Camp:
 - Acquired, explored, developed and then sold the Lynn Lake Gold Project in 2016 to Alamos Gold for \$140 million.
- Undervalued:
 - Currently trading at EV/M&I&I oz of ~ US\$ 4/oz.

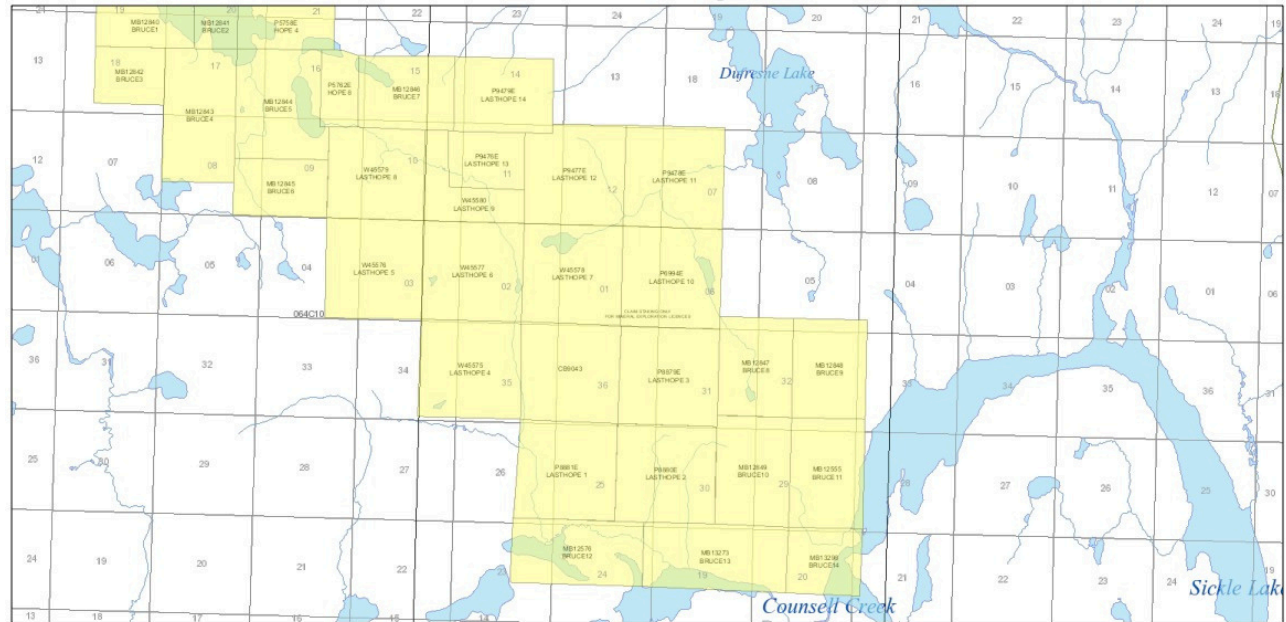
Last Hope Gold Project -Lynn Lake, Manitoba



Last Hope Gold Project -Lynn Lake, Manitoba



- 31 claims covering an area of approx. 50 km²
- 25 km south-east of Lynn Lake
- Drill access by road and all season trail or helicopter



Last Hope Gold Project -Lynn Lake, Manitoba



Last Hope Gold Project -Geology & Mineralization



- Lynn Lake Greenstone Belt within the Churchill Structural Province of the Canadian Shield. Pre-
- Cambrian-aged lode gold type deposit. Lies in the highly altered, quartz-pyrite rich footwall of a fault on the periphery of an intrusive. The Johnson Shear Zone, host to at least 26 gold prospects over a 44 km strike length, lies approximately 10 km to the north. Current
- resource estimate:
 - comprised of two tabular veins
 - hosts lode gold style mineralization
 - strikes South-East, dips near vertically, averages 3.5m in width
 - Is open along strike and at depth

Last Hope Gold Project –Resource Estimate

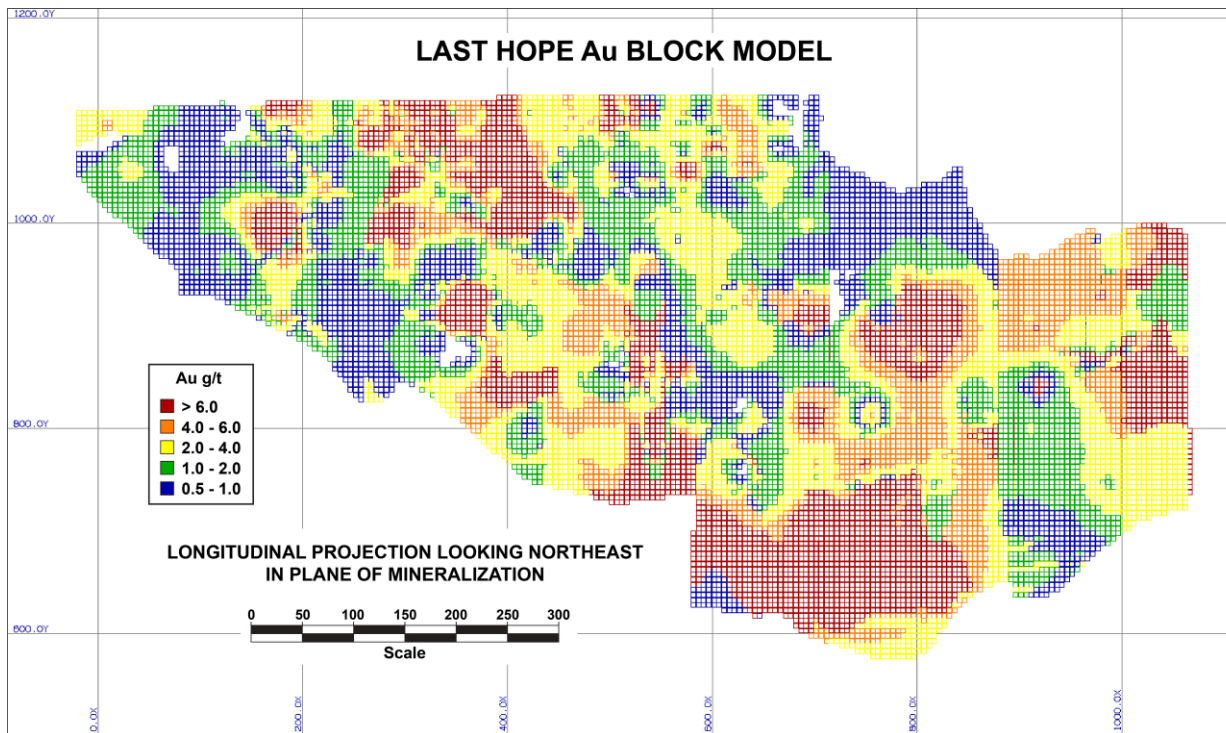


	Tonnes	Au g/t	Au oz
Indicated	408.3	5.41	71,100
Inferred	1,553.0	5.48	273,800

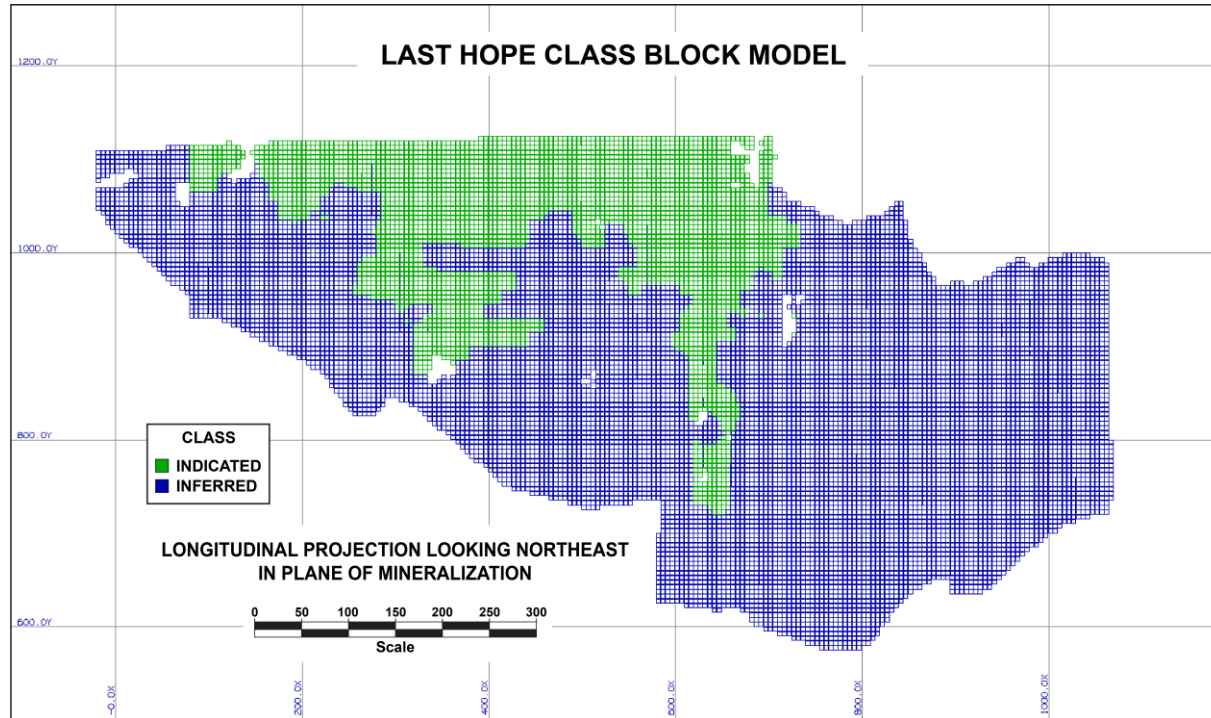
1. Mineral Resources that are not Mineral Reserves do not have demonstrated economic viability. The estimate of Mineral Resources may be materially affected by environmental, permitting, legal, title, taxation, socio-political, marketing, or other relevant issues. The Inferred Mineral Resource in this estimate has a lower level of confidence than that applied to an Indicated Mineral Resource and must not be converted to a Mineral Reserve. It is reasonably expected that the majority of the Inferred Mineral Resource could potentially be upgraded to an Indicated Mineral Resource with continued exploration. The Mineral Resources were estimated in accordance with the Canadian Institute of Mining, Metallurgy and Petroleum (CIM), CIM Standards on Mineral Resources and Reserves, Definitions (2014) and Best Practices Guidelines (2019) prepared by the CIM Standing Committee on Reserve Definitions and adopted by the CIM Council. Metal prices used were US\$1,650/oz Au and 0.76 CDN\$/US\$ FX with process recoveries of 95% Au. A CDN\$20/t process cost and CDN\$5/t G&A cost were used. The near surface mining cost for the top 20m of the Mineral Resource was CDN\$35/t. The underground mining cost was CDN\$95/t. The underground Mineral Resource grade blocks were quantified above the 1.8 g/t Au cut-off, below 20 m from surface and within the constraining mineralized wireframes. Underground Mineral Resources selected exhibited continuity and reasonable potential for extraction by the long hole underground mining method. Grade estimation was undertaken with the Inverse Distance Cubed method on 1.0m capped composites.

9.

Last Hope Gold Project -Resource Estimate




Last Hope Gold Project -Resource Estimate



Last Hope Gold Project -Resource Estimate



184 drill holes define the resource



Last Hope Gold Project –Historic Drilling Highlights



Selected high grade intercepts from historic drilling defining the current resource:

Hole-ID	87-	From (M)	To (M)	Length (M)	Au g/t
DDH-105		120.67	122.41	1.74	79.44
SG-03	87-	25.79	27.55	1.76	55.59
DDH-094		91.17	93.42	2.25	38.54
SG-01	SG-26	26.43	29.75	3.32	26.66
87-DDH-068		49.99	53.74	3.75	23.63
87-DDH-140		50.87	55.75	4.88	22.65
87-DDH-067		231.19	234.3	3.11	19.49
SG-27	88-	24.93	26.85	1.92	17.33
DDH-189		24.81	27.61	2.8	15.93
		268.9	276.2	7.22	14.76

Last Hope Gold Project –2020/2021 Drilling Highlights



Highlights of 17 hole 2020/2021 Winter drill program:

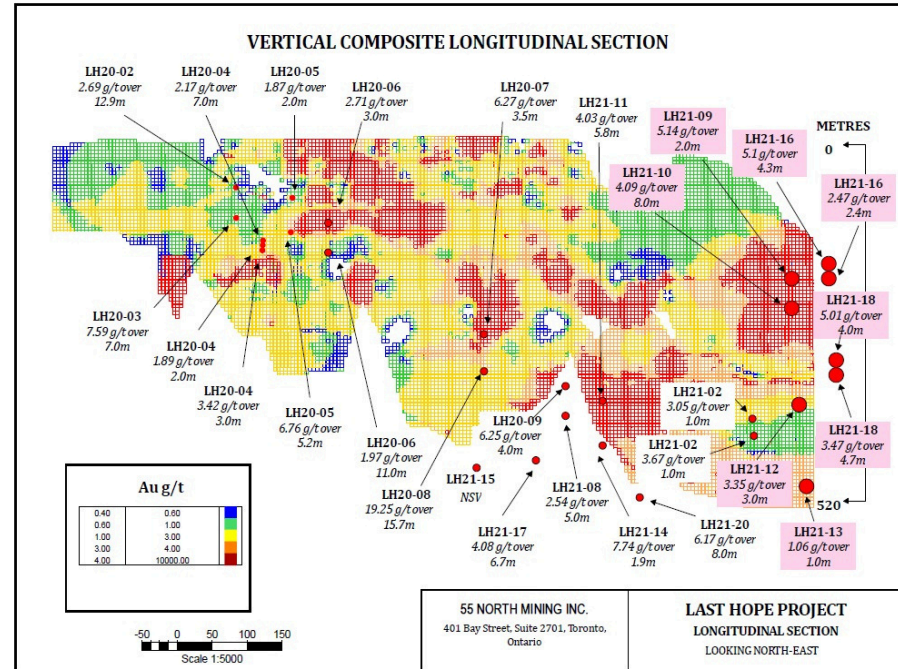
Hole-ID	From (M)	To (M)	Length (M)	Au g/t
LH-20-02	100.0	107.0	7.00	4.63
LH-20-03	135.0	142.0	7.00	7.59
LH-20-05	146.5	151.7	5.20	6.76
LH-20-07	301.0	304.5	3.50	6.27
LH-20-08	346.0	361.7	15.70	19.25
LH-20-09	355.0	359.0	4.00	6.25
LH-21-11	353.5	359.3	5.80	4.03
LH-21-14	414.0	415.9	1.90	7.74
LH-21-16	169.7	174.0	4.30	5.10
LH-21-17	439.0	445.7	6.70	4.08
LH-21-18	275.0	279.0	4.00	5.01
LH-21-20	480.0	488.0	8.00	6.17

Last Hope Gold Project –2020/2021 Drilling Results



Drillhole assay results:

- Extended high-grade shoot mineralization up and down-plunge.
- Extended strike length by 200m.
- In-filled within the current resource block model.

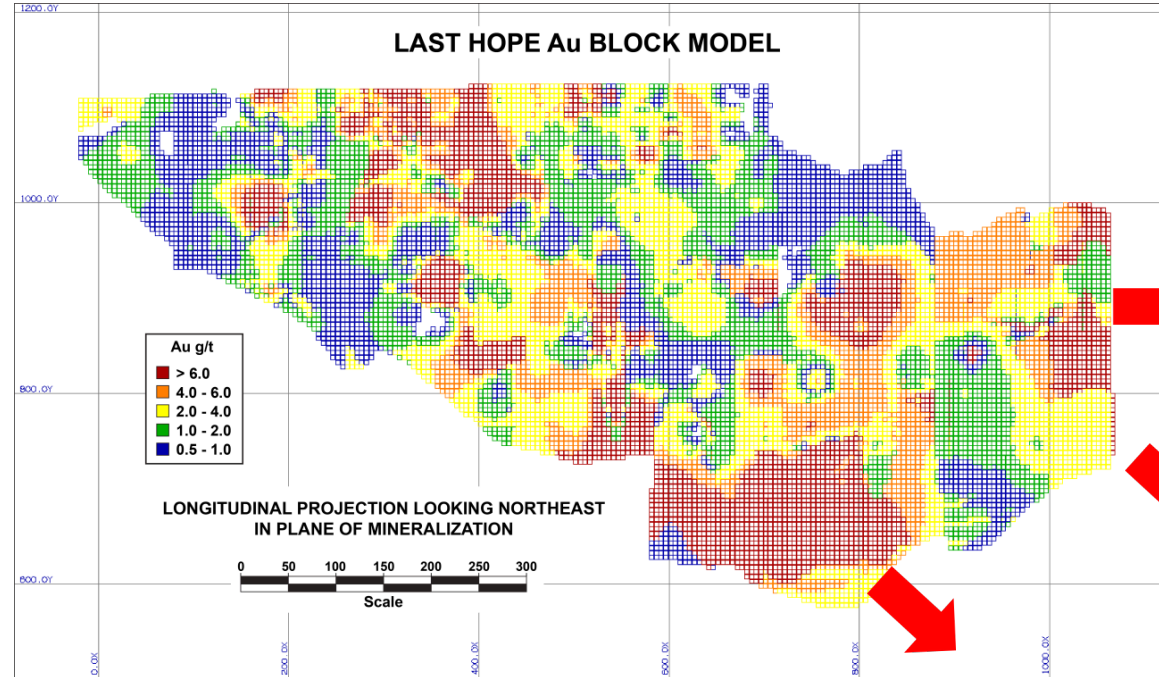


Last Hope Gold Project –Exploration Upside



Existing Resource Drill Targets:

- Down-plunge extensions of high grade shoots
- “Step-out” drilling to test continuity along strike to the south east



Last Hope's Proximity To Alamos' Lynn Lake Project



- Alamos Gold Lynn Lake Project:
 - P&P: 36.5Mt @ 1.75 g/t for 2.06M ozs(Dec. 31, 2020)
 - 2018 Feasibility Study proposed 7,000 tpdconventional open pit CIP mining/milling operation
 - Fully permitted with ongoing exploration on the property
- Last Hope is located approximately 25 km directly south of Lynn Lake's proposed plant location, well within economic trucking distance (Last Hope M&I grade = 5.41 g/t versus Lynn Lake's P&P grade of 1.75 g/t).
- Satellite deposit or toll milling potential.

Mining Infrastructure In Place



- Historical Mining Area:
 - Gold first discovered at Last Hope in 1937. Sherritt Gordon was active in the area starting in 1935, with Nickel production. Gold production from the Maclellan, Farley, and Burnt Timber Mines by Sherritt and Black Hawk was in the 1980's and 1990's.
 - Currently, Alamos Gold is developing the Lynn Lake Gold Project planning a 7,000 Tonneper day operation with 230,000 gold ounces production per annum.
- Infrastructure:
 - Lynn Lake Airport (YYL): 5 ,000 ft. paved runway can land commercial jet aircraft
 - Paved roads, railway, low cost power in North America, water
 - Manitoba has a long history of mining: world class mining centers in Flin Flon and Thompson Manitoba
- Good Relationship with the Marcel Colomb First Nation
 - Signed Impact Benefit Agreement with the Band 2022

Management and Directors



Bruce Reid, President & CEO	Mr. Reid was previously the Chairman, President and Chief Executive Officer of Carlisle Goldfields from January 2010 until January 2016 when the Company was purchased by Alamos Gold Inc. Mr. Reid is also currently a Director of KWG Resources and several other public mining companies. Mr. Reid holds a B.Sc. in Geology from the University of Toronto and a finance degree from the University of Windsor.
Julio DiGirolamo, CFO	Mr. DiGirolamo is a Chartered Professional Accountant and the Chief Financial Officer of the Company. Mr. DiGirolamo has over 23 years of senior-level public company experience, including four and a half years as CFO for Carlisle Goldfields Limited, a TSX-listed gold exploration company with projects located in northern Manitoba, Canada.
Sandra Jackson, Director	Ms. Jackson is a member of the Sagkeeng First Nation. She graduated from the University of Manitoba majoring in Economics. Sandra has over thirty years of experience working in the areas of community, economic, institutional and self-governance development with First Nations..
Herbert Urton, Director	Mr. Urton has a wealth of experience in the development of businesses at a regional, national and international level. Herbert has demonstrated the skill, leadership and ability required to build a successful team and develop, manage and grow a diversified corporate base. He is currently the President & CEO of Resortco Properties Inc., developing and managing resort-based properties in the hospitality and tourism sector. Herbert is also the founding Partner of One Sky Group, which is involved in the Forestry Industry and Service Sectors of Saskatchewan.
Bruce Reid, Director	Seeabove

55 North Mining -Share Structure



CSE (Canadian Securities Exchange) ticker symbol **FFF**

Capitalization Table (*millions*)

Shares Outstanding	160.1
Warrants (Exercise Price: C\$ 0.20; Expiry: Q3 2026)	59.4
Fully Diluted Shares	219.5
Cash*	\$0.3
Debt	nil

* as at September 15, 2024

Contact Us



Bruce Reid, President & CEO

br@55northmining.com

647 500 4495

Julio DiGirolamo, CFO

jd@blackjacksilver.com

401 Bay Street -Suite 2702

Toronto, Ontario

M5H 2Y4